



Prepared by: Scott Womack

01/15/2021

Scott Womack | 825 N Interstate Drive Norman Oklahoma | 73069

2022 F-650 Diesel Regular Cab Base (F6D)

Price Level: 215 | Quote ID: 22f650OKLA

Selected Equip & Specs

Dimensions

• Exterior length: 246.0" • Cab to axle: 84.0" • Exterior width: 96.7" • Exterior height: 92.9" • Wheelbase: 158.0" • Front track: 80.5" • **Rear track: 72.7"** • Rear tire outside width: 96.0" • Front legroom: 41.4" • Front headroom: 40.7" • Front hiproom: 67.6" • Front shoulder room: 68.0"

Powertrain

• 270hp 6.7L OHV 32 valve intercooled turbo V-8 engine with diesel direct injection • Recommended fuel : diesel • federal • 6 speed automatic transmission with overdrive • Rear-wheel drive • Fuel Economy Cty: N/A • Fuel Economy Highway: N/A • 50.0 gal. rectangular Left front fuel tank • Fuel/water separator • **Transmission PTO provision** • Standard rear differential • Right mounted horizontal muffler • Right mounted horizontal tailpipe • **Park Pawl: PRNDM**

Suspension/Handling

• Front non-independent leaf spring suspension • Rear rigid axle leaf spring suspension • Hydraulic power-assist re-circulating ball Steering • Front and rear 22.5 x 8.25 wheels • **Front metric measure truck tire 295/75R22.5 HBSW AS rear metric measure truck tire 295/75R22.5 H BSW AT** • Dual rear wheels • Rubber auxiliary rear springs

Body Exterior

• 2 doors • **Driver and passenger power remote heated, manual folding door mirrors** • Black door mirrors • **Chrome bumpers** • Side steps • Clearcoat paint • Straight front bumper ends • Hood mounted grille • Front and rear 22.5 x 8.25 white steel wheels with 10 wheel studs • 2 front tow hook(s)

Convenience

• Manual air conditioning • Cruise control with steering wheel controls • **Power front windows** • **Driver and passenger 1-touch up** • **Driver and passenger 1-touch down** • **Power door locks** • Manual tilt steering wheel • Manual telescopic steering wheel • Wireless phone connectivity • Front cupholders • Passenger visor mirror • **Back-up alarm** • Dual electric horn • Automatic gearshift steering column lever • **Driver and passenger door bins** • Upfitter switches

Seats and Trim

• **Seating capacity of 3** • Fixed driver seat • Fixed passenger seat • **Driver centre front armrest** • **Bucket driver seat, two person bench passenger seat** • **Driver seat folding back**, • Low back seats • **Driver seat air suspension**, • Driver seat with 4 way direction control, passenger seat with 2 way direction control • Manual fore/aft seats

Entertainment Features

• AM/FM stereo radio • Auxiliary audio input • Steering wheel mounted radio controls • 2 speakers • Streaming audio • Fixed antenna

Lighting, Visibility and Instrumentation

• Halogen aero-composite headlights • Delay-off headlights • Fully automatic headlights • Variable intermittent front windshield wipers • Speed sensitive wipers • Light tinted windows • Front reading lights • Tachometer • Oil pressure gauge • Oil temperature gauge • Trip computer • Trip odometer • **PRNDM**



Prepared by: Scott Womack

01/15/2021

Scott Womack | 825 N Interstate Drive Norman Oklahoma | 73069

2022 F-650 Diesel Regular Cab Base (F6D)

Price Level: 215 | Quote ID: 22f650OKLA

Selected Equip & Specs (cont'd)

Safety and Security

• 4-wheel ABS brakes • Hill hold control * **Air brakes** • ABS traction control * **Power door locks** • With stolen vehicle tracking system

Dimensions

General Weights

* Curb	9,626 lbs.	Front GAWR	8500 lbs.
Rear GAWR	17500 lbs.	GVWR	26000 lbs.
GCWR	50000 lbs.		

Front Weights

* Front curb weight	6,196 lbs.	Front axle capacity	8,500 lbs.
Front spring rating	8,500 lbs.	* Front tire/wheel capacity	14,320 lbs.

Rear Weights

* Rear curb weight	3,429 lbs.	Rear axle capacity	17,500 lbs.
Rear spring rating	19,000 lbs.	* Rear tire/wheel capacity	26,440 lbs.

Fuel Tank type

Left front Fuel tank capacity 50.01 gal.

Front Frame

Height loaded 36 " Height unloaded 37 "

Rear Frame

Height loaded 36 " Height unloaded 38 "

Powertrain

Engine Type

Block material	Iron	Cylinders	V-8
Head material	Aluminum	Ignition	Compression
Injection	Diesel direct injection	Liters	6.7L
Orientation	Longitudinal	Recommended fuel	Diesel
Valves per cylinder	4	Valvetrain	OHV
Forced induction	Intercooled turbo		

Engine Spec

Bore	3.90"	Compression ratio	16.2:1
Displacement	406 cu.in.	Stroke	4.25"

Engine Power

Output	270 HP @ 2,400 RPM	Torque	700 ft.-lb @ 1,500 RPM
--------------	--------------------	--------------	------------------------

Prices and content availability as shown are subject to change and should be treated as estimates only. Actual base vehicle, package and option pricing may vary from this estimate because of special local pricing, availability or pricing adjustments not reflected in the dealer's computer system. See salesperson for the most current information.



Prepared by: Scott Womack

01/15/2021

Scott Womack | 825 N Interstate Drive Norman Oklahoma | 73069

2022 F-650 Diesel Regular Cab Base (F6D)

Price Level: 215 | Quote ID: 22f650OKLA

Selected Equip & Specs (cont'd)

Governed RPM 3,200

Alternator

Type HD Amps 200

Battery

Cold cranking amps 1,500 Location Forward right
Step Yes Type Dual

Engine Extras

* **Block heater** **Yes**

Transmission

Electronic control Yes Lock-up Yes
Overdrive Yes Speed 6
Type Automatic

Transmission Gear Ratios

1st	3.974	2nd	2.318
3rd	1.516	4th	1.149
5th	0.858	6th	0.674
Reverse Gear ratios	3.128		

Transmission Torque Converter

Stall ratio 1.85

Transmission Extras

Driver selectable mode Tow/Haul Mode Sequential shift control Yes
Oil cooler Regular duty * **PTO provision** **Yes**

Drive Type

Type Rear-wheel

Drive Feature

Traction control ABS

Drive Axle

* **Ratio** **6.5**

Exhaust

Material Aluminized steel System type Single

Emissions

CARB Federal

Engine Retarder

Type Yes

Prices and content availability as shown are subject to change and should be treated as estimates only. Actual base vehicle, package and option pricing may vary from this estimate because of special local pricing, availability or pricing adjustments not reflected in the dealer's computer system. See salesperson for the most current information.



Prepared by: Scott Womack

01/15/2021

Scott Womack | 825 N Interstate Drive Norman Oklahoma | 73069

2022 F-650 Diesel Regular Cab Base (F6D)

Price Level: 215 | Quote ID: 22f650OKLA

Selected Equip & Specs (cont'd)

Driveability

Brakes

ABS	4-wheel	ABS channels	4
* Type	Air brakes		

Brake Assistance

Hill hold control Yes

Suspension Control

Ride Regular

Front Suspension

Independence	Non-independent	Type	Leaf
--------------------	-----------------	------------	------

Front Spring

Type	Tapered leaf	Grade	Regular
------------	--------------	-------------	---------

Front Shocks

Type Regular

Rear Suspension

Independence	Rigid axle	Type	Leaf
--------------------	------------	------------	------

Rear Spring

Type	Multi-leaf	Grade	Regular
Auxiliary	Rubber		

Steering

Activation	Hydraulic power-assist	Type	Re-circulating ball
------------------	------------------------	------------	---------------------

Steering Specs

of wheels 2

Exterior

Front Wheels

Diameter	22.5"	Width	8.25"
----------------	-------	-------------	-------

Rear Wheels

Diameter	22.5"	Width	8.25"
Dual	Yes		

Front Tires

* Aspect	75	Diameter	22.5"
Sidewalls	BSW	Tread	AS
* Width	295mm	* LT load rating	H

Prices and content availability as shown are subject to change and should be treated as estimates only. Actual base vehicle, package and option pricing may vary from this estimate because of special local pricing, availability or pricing adjustments not reflected in the dealer's computer system. See salesperson for the most current information.



Prepared by: Scott Womack

01/15/2021

Scott Womack | 825 N Interstate Drive Norman Oklahoma | 73069

2022 F-650 Diesel Regular Cab Base (F6D)

Price Level: 215 | Quote ID: 22f650OKLA

Selected Equip & Specs (cont'd)

* **RPM** **514**

Rear Tires

* **Aspect** **75**

Sidewalls BSW

* **Width** **295mm**

* **RPM** **514**

Diameter 22.5"

* **Tread** **AT**

* **LT load rating** **H**

Wheels

Front track 80.5"

Turning radius (to curb) 22'

Wheelbase 158.0"

* **Rear track** **72.7"**

Turning radius (to bumper) 24'

Rear tire outside width 96.0"

Body Features

Front splash guards Yes

Side steps Yes

Body material Composite/galvanized steel

Front tow hook(s) 2

Body Doors

Door count 2

Exterior Dimensions

Length 246.0"

Body height 92.9"

Axle to end of frame 49.0"

* **Frame yield strength (psi)** **80000.0**

Frame rail width 3.1"

* **Max RBM (in.-lbs.)** **917,600.0**

Front bumper to Front axle 39.0"

Body width 96.7"

Cab to axle 84.0"

* **Frame section modulus** **10.7cu.in.**

* **Frame rail depth** **9.1"**

Frame rail thickness 0.3"

* **Frame rail section** **8.5"**

* **Nominal RBM (in.-lbs.)** **860,000.0**

Seating

Passenger Capacity

* **Capacity** **3**

Driver Seat

Type Bucket

Back type Low

Way direction control 4

Back Folding

* **Suspension** **Air**

Fore/aft Manual

Passenger Seat

* **Type** **Two person bench**

Way direction control 2

Back type Low

Fore/aft Manual

Prices and content availability as shown are subject to change and should be treated as estimates only. Actual base vehicle, package and option pricing may vary from this estimate because of special local pricing, availability or pricing adjustments not reflected in the dealer's computer system. See salesperson for the most current information.



Prepared by: Scott Womack

01/15/2021

Scott Womack | 825 N Interstate Drive Norman Oklahoma | 73069

2022 F-650 Diesel Regular Cab Base (F6D)

Price Level: 215 | Quote ID: 22f650OKLA

Selected Equip & Specs (cont'd)*Front Armrest*

Driver Yes * Centre Yes

Front Seat Trim

Material Vinyl Back material Carpet

Convenience*AC And Heat Type*

Air conditioning Manual

*Audio System*Auxiliary audio input Yes Radio AM/FM stereo
Radio grade Regular Seek-scan Yes*Audio Speakers*

Speaker type Regular Speakers 2

Audio Controls

Steering wheel controls Yes Streaming audio Yes

Audio Antenna

Type Fixed

Cruise Control

Cruise control With steering wheel controls

*Convenience Features*Driver foot rest Yes 12V DC power outlet 2
Wireless phone connectivity Bluetooth * Back-up alarm Yes
Horn Dual electric Upfitter switches Yes*Door Lock Activation*

* Type Power * Auto locking Yes

Instrumentation Type

Display Analog

*Instrumentation Gauges*Tachometer Yes Oil pressure Yes
Engine temperature Yes Oil temperature Yes
Transmission fluid temp Yes Engine hour meter Yes
* Primary air pressure Yes*Instrumentation Warnings*

Oil pressure Yes Battery Yes

Prices and content availability as shown are subject to change and should be treated as estimates only. Actual base vehicle, package and option pricing may vary from this estimate because of special local pricing, availability or pricing adjustments not reflected in the dealer's computer system. See salesperson for the most current information.



Prepared by: Scott Womack

01/15/2021

Scott Womack | 825 N Interstate Drive Norman Oklahoma | 73069

2022 F-650 Diesel Regular Cab Base (F6D)

Price Level: 215 | Quote ID: 22f650OKLA

Selected Equip & Specs (cont'd)

Lights on Yes
 Low fuel Yes
 Service interval Yes
 Transmission fluid temp Yes

Key Yes
 Door ajar Yes
 Brake fluid Yes

Instrumentation Displays

Clock In-radio display

Instrumentation Feature

Trip computer Yes
 * **Shift indicator** **PRNDM**

Trip odometer Yes

Steering Wheel Type

Material Urethane
 Telescoping Manual

Tilting Manual

Front Side Windows

* **Window 1st row activation** **Power**

Window Features

* **1-touch down** **Driver and passenger**
 Tinted Light

* **1-touch up** **Driver and passenger**

Front Windshield

Wiper Variable intermittent

Speed sensitive wipers Yes

Rear Windshield

Window Fixed

Automatic Gearshift

Location Steering column lever

Interior

Passenger Visor

Mirror Yes

Headliner

Coverage Full

Material Cloth

Floor Trim

Coverage Full

Covering Vinyl/rubber

Trim Feature

Gear shifter material Urethane

Lighting

Dome light type Delay

Front reading Yes

Prices and content availability as shown are subject to change and should be treated as estimates only. Actual base vehicle, package and option pricing may vary from this estimate because of special local pricing, availability or pricing adjustments not reflected in the dealer's computer system. See salesperson for the most current information.



Prepared by: Scott Womack

01/15/2021

Scott Womack | 825 N Interstate Drive Norman Oklahoma | 73069

2022 F-650 Diesel Regular Cab Base (F6D)

Price Level: 215 | Quote ID: 22f650OKLA

Selected Equip & Specs (cont'd)

Variable IP lighting Yes

Storage

* **Driver door bin** **Yes**

Glove box Yes

Dashboard Yes

Front Beverage holder(s) Yes

* **Passenger door bin** **Yes**

Legroom

Front 41.4"

Headroom

Front 40.7"

Hip Room

Front 67.6"

Shoulder Room

Front 68.0"



Prepared by: Scott Womack

01/15/2021

Scott Womack | 825 N Interstate Drive Norman Oklahoma | 73069

2022 F-650 Diesel Regular Cab Base (F6D)

Price Level: 215 | Quote ID: 22f650OKLA

Warranty

Standard Warranty

Basic

Distance Unlimited miles Months 24 months

Powertrain

Distance Unlimited miles Months 24 months

Corrosion Perforation

Distance Unlimited miles Months 36 months

Roadside Assistance

Distance Unlimited miles Months 24 months

Diesel Engine

Distance 250,000 miles Months 60 months

Transmission

Distance 250,000 miles Months 60 months

Frame Rail

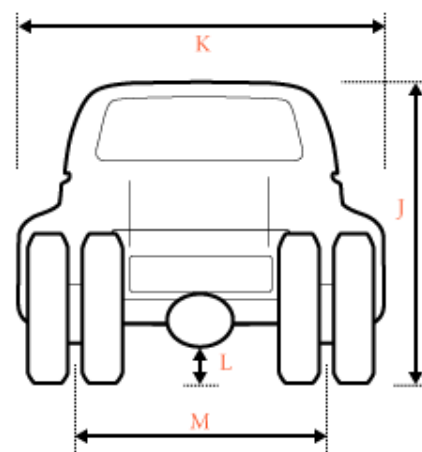
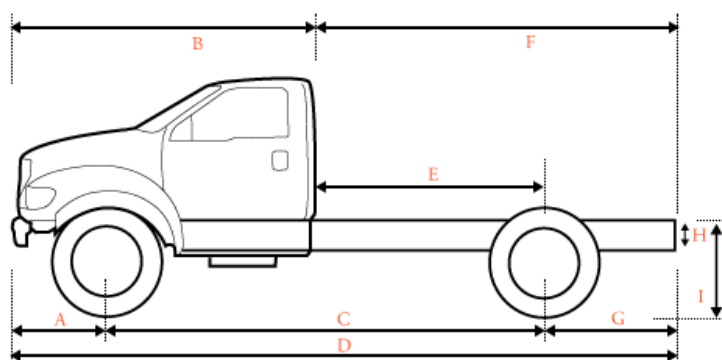
Distance Unlimited miles Months 60 months

2022 F-650 Diesel Regular Cab Base (F6D)

Price Level: 215 | Quote ID: 22f650OKLA

Vehicle Dimension and Performance Summary

Performance predictions in this report represent an estimate of vehicle performance based on standard operating conditions. Variations in customer equipment, load configuration, ambient conditions, and/or operator driving techniques can cause significant variations in vehicle performance. These values are not representative of results that may be shown in actual dynamometer tests. This report should therefore be used as a guide for comparative vehicle performance.



Dimensions

A	Front of Bumper to Front Axle	39.00 in.
B	Front Bumper to Back of Cab (BBC)	113.00 in.
C	Wheelbase (WB)	158.00 in.
D	Overall Length (OAL)	246.00 in.
E	Back of Cab to Rear Axle (CA)	84.00 in.
F	Back of Cab to End of Frame	133.00 in.
G	Rear Axle to End of Frame (AF)	49.00 in.
H	Frame Section Height	9.10 in.
I	Rear Frame Height Unloaded	37.80 in.
I	Rear Frame Height Loaded	36.50 in.
J	Cab Height	92.90 in.
K	Body Width	96.70 in.
L	Maximum Ground Clearance	N/A
L	Minimum Ground Clearance	N/A
M	Front Tread	80.50 in.
M	Rear Tread	72.70 in.



Prepared by: Scott Womack

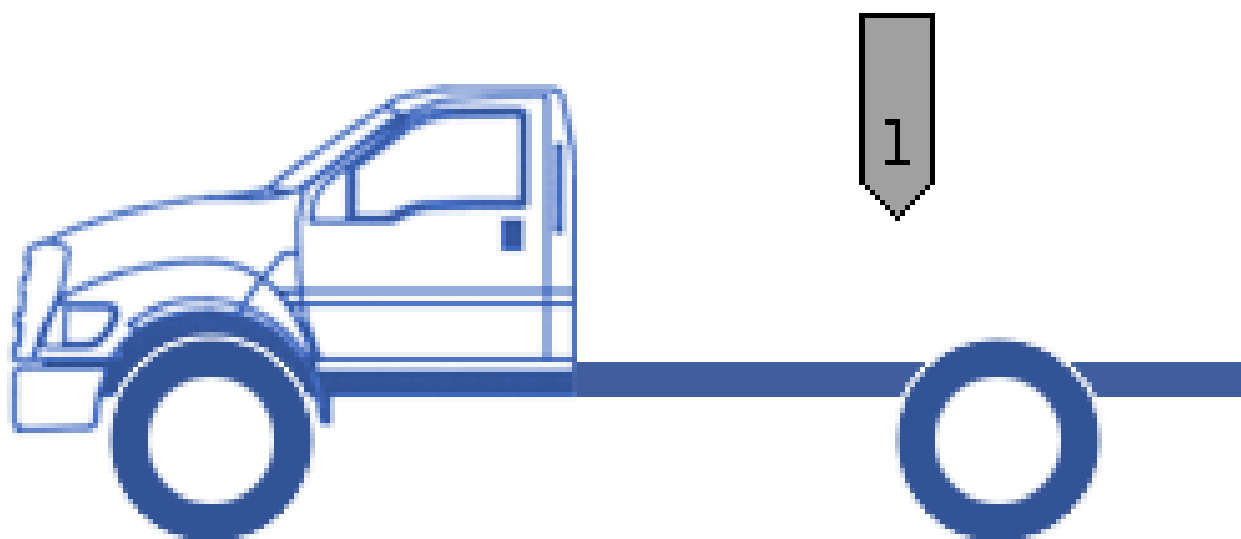
01/15/2021

Scott Womack | 825 N Interstate Drive Norman Oklahoma | 73069

2022 F-650 Diesel Regular Cab Base (F6D)

Price Level: 215 | Quote ID: 22f650OKLA

Vehicle Dimension and Performance Summary (cont'd)



Weight

GVW	Front Axle	Rear Axle	Totals
Chassis	6,196 lbs	3,429 lbs	9,625 lbs
Body	0 lbs	0 lbs	0 lbs
Occupants Weight	200 lbs	100 lbs	300 lbs
1 Max Payload - (Max Payload)	2,104 lbs	13,971 lbs	16,075 lbs
TOTAL	8,500 lbs	17,500 lbs	26,000 lbs

Ratings	Front Axle	Rear Axle	GVWR
GAWR	8,500 lbs	17,500 lbs	26,000 lbs
Wheels/Tires	14,320 lbs	26,440 lbs	
Suspension	8,500 lbs	19,000 lbs	
Axle	8,500 lbs	17,500 lbs	
Legal Axle Limit	0 lbs	0 lbs	

Prices and content availability as shown are subject to change and should be treated as estimates only. Actual base vehicle, package and option pricing may vary from this estimate because of special local pricing, availability or pricing adjustments not reflected in the dealer's computer system. See salesperson for the most current information.



Prepared by: Scott Womack

01/15/2021

Scott Womack | 825 N Interstate Drive Norman Oklahoma | 73069

2022 F-650 Diesel Regular Cab Base (F6D)

Price Level: 215 | Quote ID: 22f650OKLA

Vehicle Dimension and Performance Summary (cont'd)

Start, Grade and Speed

Shift Indicator

Vehicle equipped with Park Pawl. Shift indicator will display **PRNDM**.

Start	Ratio	Desired	Calculated
Start grade capability in 1st gear	3.97	15.00 %	30.90 %
Start grade capability in reverse	3.13	15.00 %	24.32 %
Grade	Ratio	Desired	Calculated
Maximum grade in 4th gear	1.15	3.00 %	9.66 %
Maximum grade in 5th gear	0.86	3.00 %	7.21 %
Maximum grade in 6th gear	0.67	3.00 %	5.67 %
Speed		Desired	Calculated
Top Speed (level grade)		75 mph	85 mph
<i>To meet your requirement you need a maximum axle ratio of 7.39</i>			
Top Speed on 3.0% grade		55 mph	
<i>To meet your requirement you need a maximum of 165 hp</i>			
Cruise Speed		60 mph	61 mph
Engine RPM at desired cruise speed			2,252 rpm

Variables in Use

Rear axle ratio:	6.50/6.50	Governed RPM:	3,200 rpm
Tire size:	295/75R22.5 (514 rev/mile)	Frontal Area:	56.34 Sq.Ft.
Gross Vehicle Weight (GVW):	26,000 lbs	Cruising RPM:	2,300 rpm
Clutch engagement torque:	350 ft.lbs.	Worst road surface	Typical Highway
Torque conversion ratio:	1.85	Final Drive Ratio:	0.67
Peak engine torque:	700 ft.lbs.	Drag Coefficient	0.80
Engine Power:	270 hp @ 2,400 rpm		

Prices and content availability as shown are subject to change and should be treated as estimates only. Actual base vehicle, package and option pricing may vary from this estimate because of special local pricing, availability or pricing adjustments not reflected in the dealer's computer system. See salesperson for the most current information.



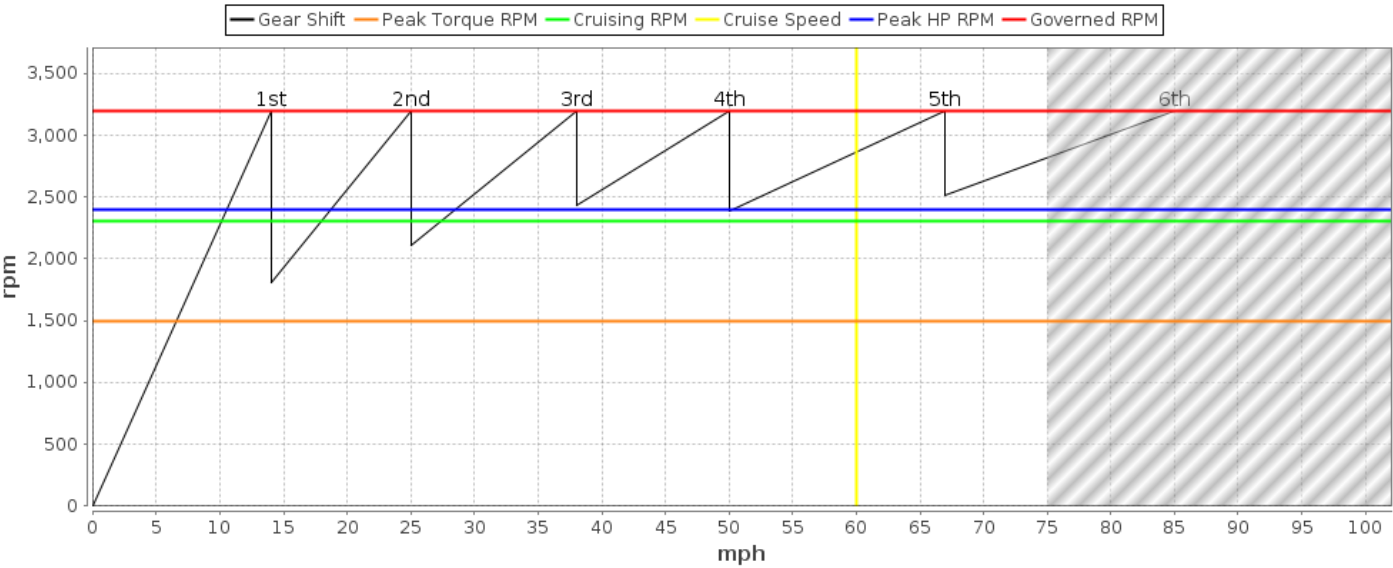
2022 F-650 Diesel Regular Cab Base (F6D)

Price Level: 215 | Quote ID: 22f650OKLA

Vehicle Dimension and Performance Summary (cont'd)

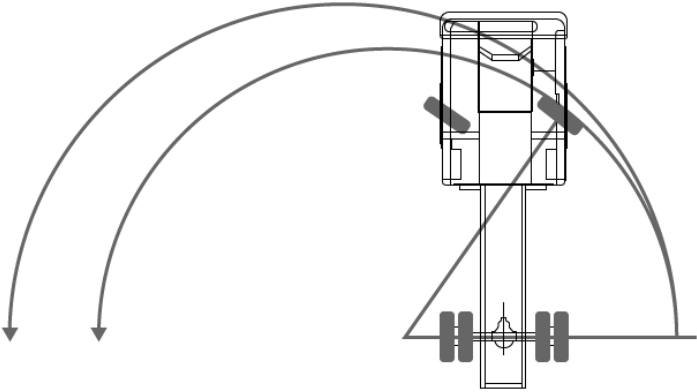
Shift Chart

Shift Chart displays mathematical geared speed.
Diesel engines use Governed RPM for shift points.
Gas engines use Peak Torque RPM for shift points.



Turning Radius

Turning radius to curb:..... 22.21 ft
Turning radius to bumper:..... 23.79 ft





Prepared by: Scott Womack

01/15/2021

Scott Womack | 825 N Interstate Drive Norman Oklahoma | 73069

2022 F-650 Diesel Regular Cab Base (F6D)

Price Level: 215 | Quote ID: 22f650OKLA

As Configured Vehicle

Code	Description	MSRP
Base Vehicle		
F6D	Base Vehicle Price (F6D)	\$69,455.00
Engines		
99C	6.7L Power Stroke V8 Turbo Diesel - 270 HP @ 2400 RPM	STD
	Includes Engine Exhaust Brake and manual regen capability. Torque: 700 ft.lbs. @ 1500 rpm.	
	<i>Governed RPM: 3200. Includes CARB clean idle label - may be removed if un-necessary.</i>	
425	50-State Emissions	N/C
41H	Engine Block Heater, Phillips, 120 Volt/750 Watt	\$60.00
Transmissions		
44G	Ford TorqShift HD 6-Speed Automatic - Double Overdrive, less PTO Provision - Park Pawl determined by Rear Axle Ratio and Tire Size	STD
41A	Transmission Power Take-Off Provision w/LiveDrive Capability and Tow/Haul	\$895.00
Front Wheels & Tires		
643	Wheels, Front 22.5x8.25 White Powder Coated Steel, 10-Hole <i>(285.75MM BC) hub piloted, flanged nut, metric mount, 8.25 DC rims; with steel hubs.</i>	STD
TRA	Tires, Front Two 295/75R22.5H Continental HSR3 (514 rev/mile)	\$130.00
Rear Wheels & Tires		
663	Wheels, Rear 22.5x8.25 White Powder Coated Steel, 10-Hole <i>(285.75MM BC) hub piloted, flanged nut, metric mount, 8.25 DC rims; with steel hubs.</i>	STD

Prices and content availability as shown are subject to change and should be treated as estimates only. Actual base vehicle, package and option pricing may vary from this estimate because of special local pricing, availability or pricing adjustments not reflected in the dealer's computer system. See salesperson for the most current information.



Prepared by: Scott Womack

01/15/2021

Scott Womack | 825 N Interstate Drive Norman Oklahoma | 73069

2022 F-650 Diesel Regular Cab Base (F6D)

Price Level: 215 | Quote ID: 22f650OKLA

As Configured Vehicle (cont'd)

Code	Description	MSRP
RRC	Tires, Rear Four 295/75R22.5H Continental HDR2 ECO PLUS (514 rev/mile)	\$310.00

Brakes

67A	Air Brakes - Straight Truck w/Traction Control <i>Meritor Q-Plus with ABS, Bendix Anti-Lock Brake System, 4-channel. Includes 15" x 4" front brakes, 16.5" x 7" rear pads, dual direct reading air pressure gauges, brake lines color coded nylon, Bendix 13.2 CFM capacity air compressor, instrument panel mounted yellow knob parking brake control valve, automatic slack adjusters front and rear, two rear spring parking air brake chambers mounted on front of rear axle, three drain valves and two air tanks (Reference Body Builders Book for location). Rear brake size and components dependent upon axle selection. Uses existing ABS system to minimize wheel slipping during acceleration. Usage determined by the air brake package selected. (Should NEVER be used with Hi-Rail Train Systems).</i>	\$2,180.00
62H	Air Dryer, Bendix AD/IS w/Heater, Alternate Position <i>Alternate Mount outside the left Frame rail as close to cab as available.</i>	\$120.00

Front Axle and Suspension

43A	8,500 lb. Cap. Non-Driving - Dana D- 850F	STD
61B	Taper-Leaf Springs, Parabolic - 8,500 lb. Cap <i>2-leaf, 62" x 3.15". Also includes, standard duty, dual, double acting shock absorbers.</i>	STD

Rear Axle and Suspension

472	17,500 lb. Single-Speed - Dana S17- 140 <i>Single reduction with Gentech Quiet Gears and 190 wheel ends. NOTE: When specifying an axle ratio, check performance guidelines for startability and gradeability.</i>	STD
68M	Multi-Leaf Springs - 19,000 lb. Cap <i>11-leaf. Includes 2,000 lb auxiliary springs for load stabilization.</i>	STD
X6D	6.50 Axle Ratio PRNDM/RNDM determined by Rear Axle Ratio and Tire Size.	N/C

Wheelbase

158WB	158" Wheelbase/84" CA/49" AF/246" OAL	STD
-------	--	-----

Prices and content availability as shown are subject to change and should be treated as estimates only. Actual base vehicle, package and option pricing may vary from this estimate because of special local pricing, availability or pricing adjustments not reflected in the dealer's computer system. See salesperson for the most current information.



Prepared by: Scott Womack

01/15/2021

Scott Womack | 825 N Interstate Drive Norman Oklahoma | 73069

2022 F-650 Diesel Regular Cab Base (F6D)

Price Level: 215 | Quote ID: 22f650OKLA

As Configured Vehicle (cont'd)

Code	Description	MSRP
Frame		
533	Single Channel - Straight 'C' 10.75 SM, 80,000 PSI <i>860,000 RBM. High strength low alloy steel; 9.125" x 3.062" x 0.312" (232.8mm x 77.8mm x 7.9mm).</i>	N/C
765	Bumper, Front - Full Width, Chrome Plated Steel - (Included in (90E) Exterior Appearance Group)	Included
86C	Chrome Grille Surround - (Included in (90E) Exterior Appearance Group)	Included
Exhaust		
91G	Under Cab, Right Side Outlet, Switchback-Style <i>Single, horizontal muffler, right side, under cab, outside of frame rail with rear discharge.</i>	STD
Fuel Tanks		
65B	Fuel Tank - LH 50 Gallon Rectangular - Aluminum	STD
12	12 Gal. Single Tank Fuel Fill. Mandatory Charge Applied, Based On Tank Selection	\$0.00
Electrical / Alternator / Battery		
STDALT	Extra Heavy Duty Alternator - 12-Volt, 200 Amp Denso SC5	Included
55M	Jump Start Stud - Remote Mounted	\$90.00
STDBAT	Battery - Two 750 CCA, 1500 Total, Includes Steel Battery Box <i>12Volt, Motorcraft.</i>	STD
59C	Body Builder Wiring - At End of Frame, Combined - (ILO Standard - Back of Cab Combined) <i>Includes sealed connectors for 2 ground circuits, with combined left/stop, combined right/stop, stop lamps, back up lamps. Also includes 2 additional pass through wires to cab.</i>	\$135.00

Prices and content availability as shown are subject to change and should be treated as estimates only. Actual base vehicle, package and option pricing may vary from this estimate because of special local pricing, availability or pricing adjustments not reflected in the dealer's computer system. See salesperson for the most current information.



Prepared by: Scott Womack

01/15/2021

Scott Womack | 825 N Interstate Drive Norman Oklahoma | 73069

2022 F-650 Diesel Regular Cab Base (F6D)

Price Level: 215 | Quote ID: 22f650OKLA

As Configured Vehicle (cont'd)

Code	Description	MSRP
17M	Back-Up Alarm - Electric, 102 dBA	\$110.00
Seats		
88G	30/70 Air Ride Driver (External Air Source) & Fixed 2-Passenger Bench - Vinyl	\$395.00
Cab Interior		
600A	Preferred Equipment Package 600A <i>Includes:</i> - Wheel Seals, Front - Oil lubricated, SKF ScotSeal PlusXL Seals - Wheel Seals, Rear - Oil lubricated, SKF ScotSeal PlusXL Seals - Manual Regen Initiation - Driver Interface in Message Center - Engine Exhaust Brake - Extra Heavy Duty Alternator - 12-Volt, 200 Amp Denso SC5 - Lights - Roof Marker/Clearance - Amber Lenses, 5 Lights - Tow Hooks, Front (2) - Frame-Mounted, Painted Black - Four Body Builder Switches - Mounted in Center Instrument Panel With connector access located in engine compartment. Amperages vary by switch: 10, 15, 25, 25. - Floor Covering - Black Vinyl - Intelligent Oil Life Monitor - Steering Column - Tilt / Telescoping - Steering Wheel - Black PVC w/Integral Cruise Control Switches, includes Audio Controls	N/C
90P	Power Equipment Group - (Included in (90A) Appearance Group) <i>Includes power front side windows, power door locks and door trim panel.</i>	\$470.00
588	Radio: AM/FM Stereo w/2 Speakers, USB input, Clock Display and Bluetooth	STD
Cab Exterior		
90E	Exterior Appearance Group <i>Includes:</i> - Bumper, Front - Full Width, Chrome Plated Steel - (Included in (90E) Exterior Appearance Group) - Chromed Fender Badge - Chrome Grille Surround - (Included in (90E) Exterior Appearance Group)	\$730.00
54P	Mirrors, Dual - Heated & Motorized Rectangular, XL2020 - 96" Width <i>Integral spot mirror, sail type, solid black finish.</i>	\$245.00
Miscellaneous		
PAINT	Paint Type - Environmentally Friendly, "3 - Wet System"	STD

Prices and content availability as shown are subject to change and should be treated as estimates only. Actual base vehicle, package and option pricing may vary from this estimate because of special local pricing, availability or pricing adjustments not reflected in the dealer's computer system. See salesperson for the most current information.



Prepared by: Scott Womack

01/15/2021

Scott Womack | 825 N Interstate Drive Norman Oklahoma | 73069

2022 F-650 Diesel Regular Cab Base (F6D)

Price Level: 215 | Quote ID: 22f650OKLA

As Configured Vehicle (cont'd)

Code	Description	MSRP
Fleet Options		
B4A	Net Invoice Fleet Option	\$0.00
Interior Colors		
E_01	Gray	N/C
Primary Colors		
YZ_01	Oxford White	N/C
SUBTOTAL		\$75,325.00
Destination Charge		\$2,095.00
TOTAL		\$77,420.00

Prices and content availability as shown are subject to change and should be treated as estimates only. Actual base vehicle, package and option pricing may vary from this estimate because of special local pricing, availability or pricing adjustments not reflected in the dealer's computer system. See salesperson for the most current information.



Prepared by: Scott Womack

01/15/2021

Scott Womack | 825 N Interstate Drive Norman Oklahoma | 73069

2022 F-650 Diesel Regular Cab Base (F6D)

Price Level: 215 | Quote ID: 22f650OKLA

Pricing Summary - Single Vehicle

MSRP

Vehicle Pricing

Base Vehicle Price	\$69,455.00
Options & Colors	\$5,870.00
Upfitting	\$0.00
Destination Charge	\$2,095.00

Total	\$77,420.00
-------	-------------

Customer Signature

Acceptance Date